



---

---

---

---

---

---

---

---



---

---

---

---

---

---

---

---



---

---

---

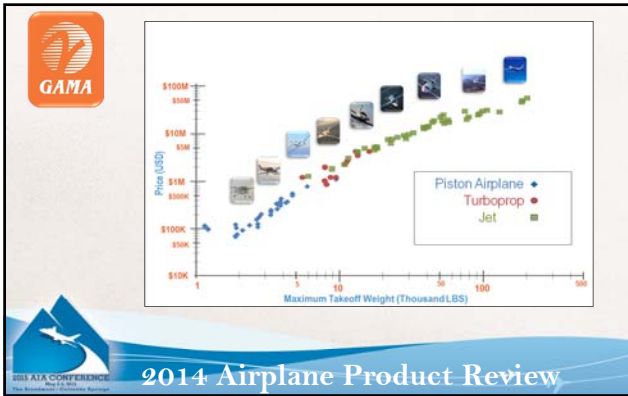
---

---

---

---

---



---

---

---

---

---

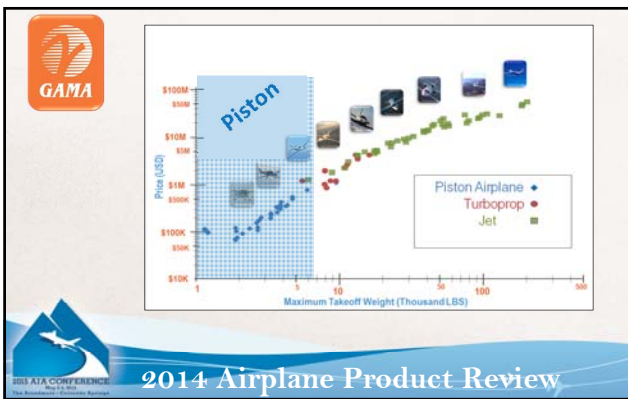
---

---

---

---

---



---

---

---

---

---

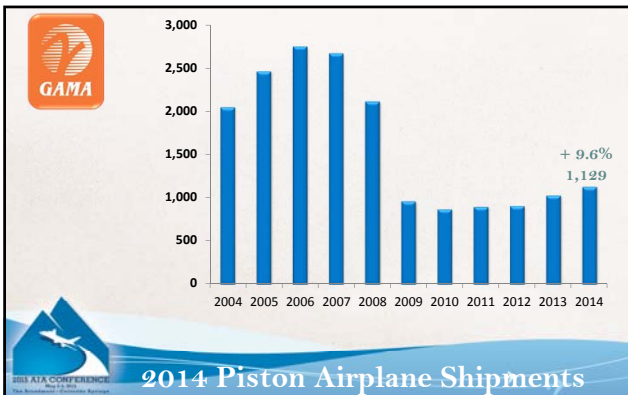
---

---

---

---

---



---

---

---

---

---

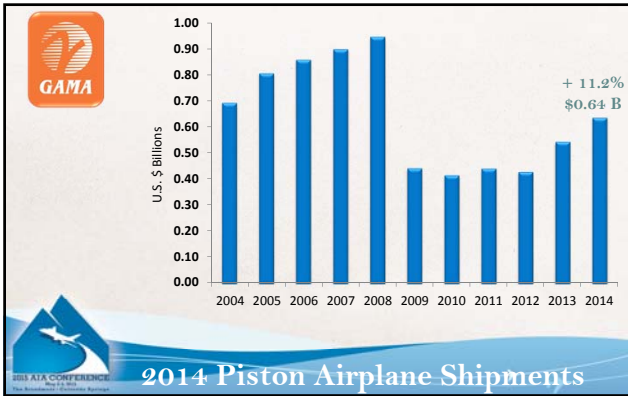
---

---

---

---

---




---

---

---

---

---

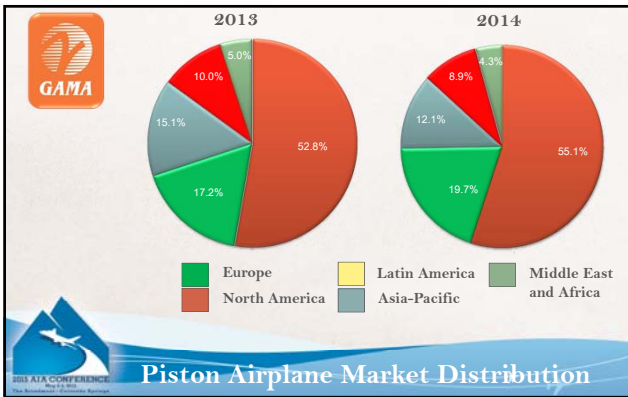
---

---

---

---

---




---

---

---

---

---

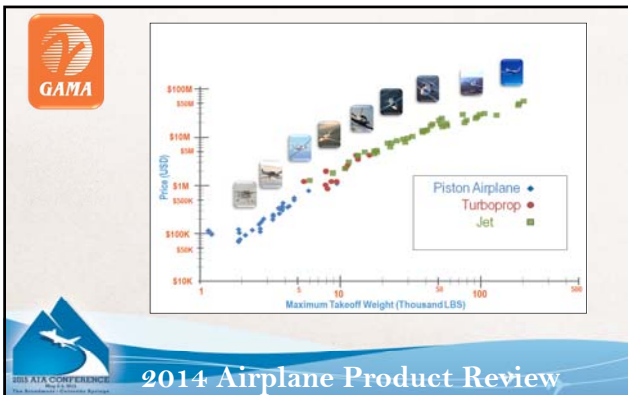
---

---

---

---

---




---

---

---

---

---

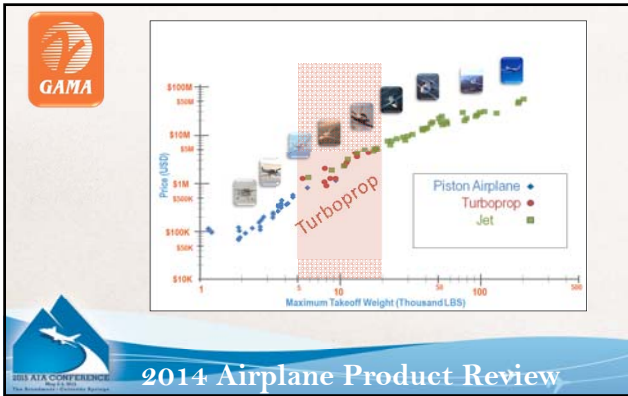
---

---

---

---

---



---

---

---

---

---

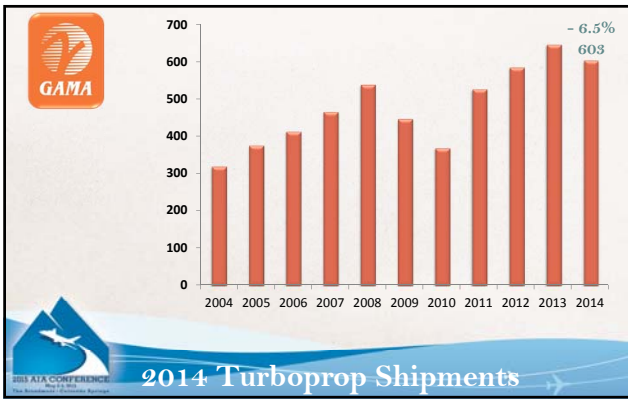
---

---

---

---

---



---

---

---

---

---

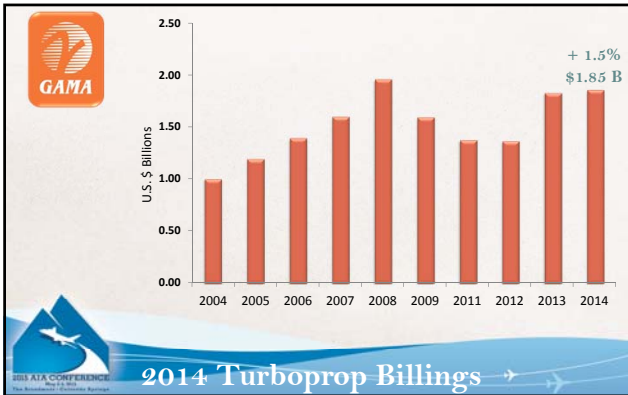
---

---

---

---

---



---

---

---

---

---

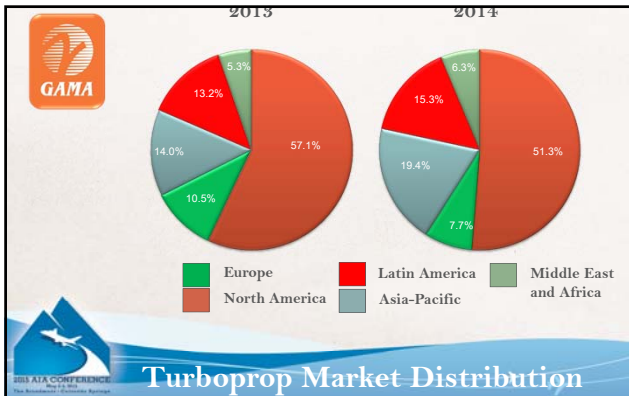
---

---

---

---

---



---

---

---

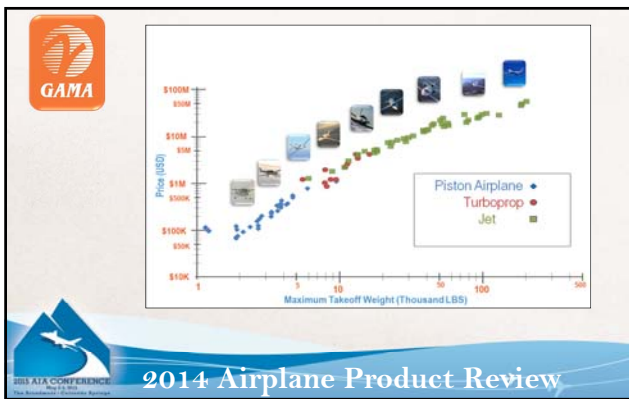
---

---

---

---

---



---

---

---

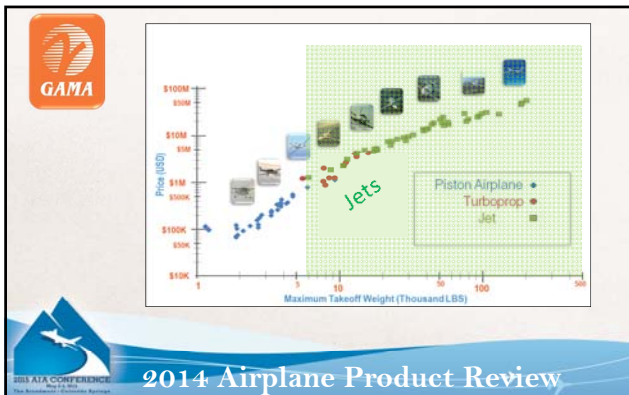
---

---

---

---

---



---

---

---

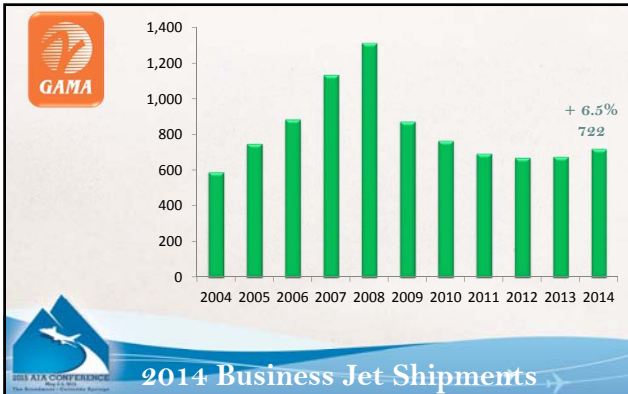
---

---

---

---

---




---

---

---

---

---

---

---

---

---

---




---

---

---

---

---

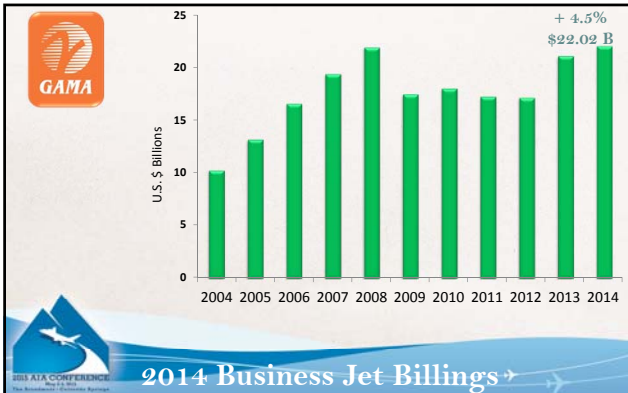
---

---

---

---

---




---

---

---

---

---

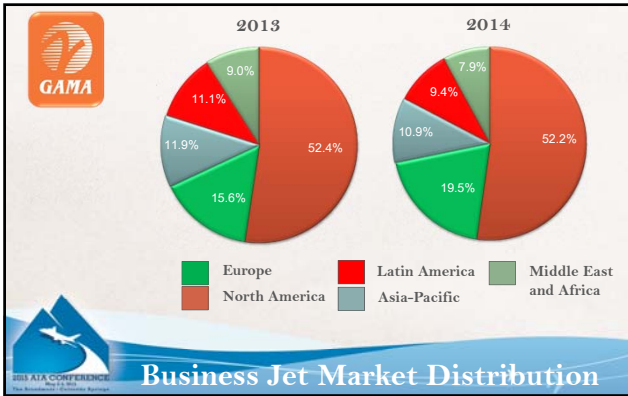
---

---

---

---

---



---

---

---

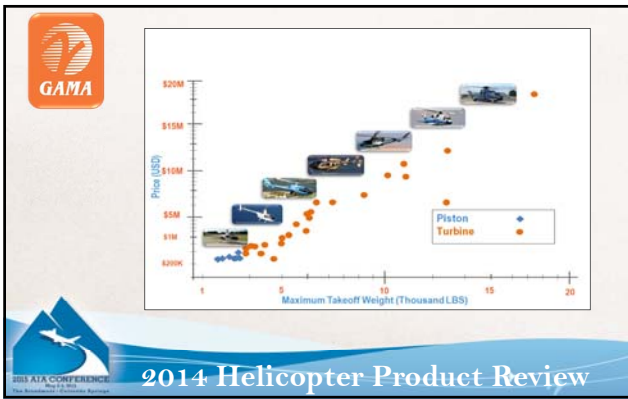
---

---

---

---

---



---

---

---

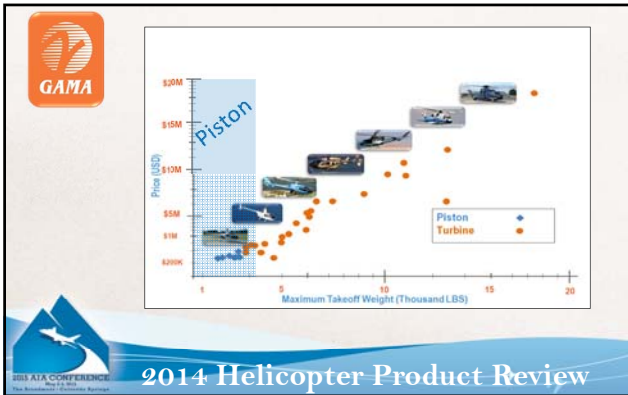
---

---

---

---

---



---

---

---

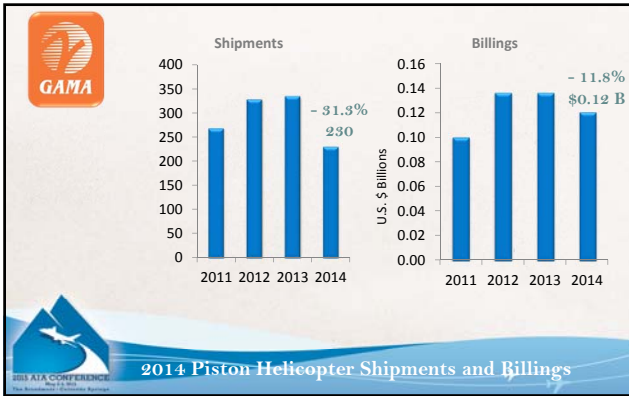
---

---

---

---

---



---

---

---

---

---

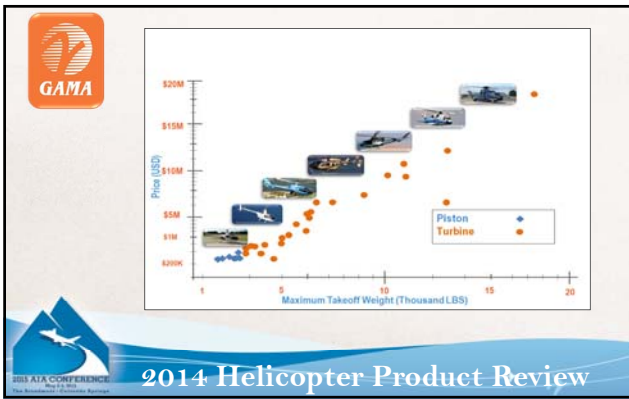
---

---

---

---

---



---

---

---

---

---

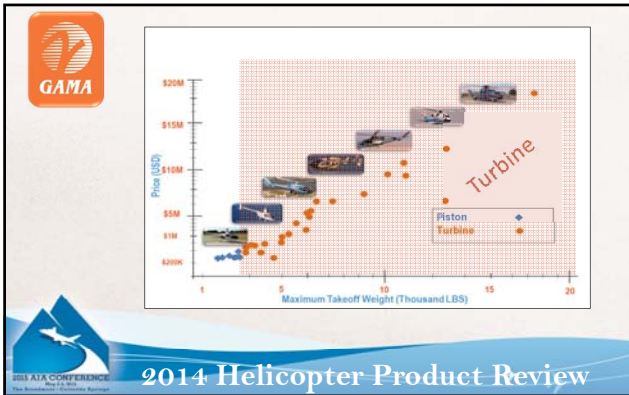
---

---

---

---

---



---

---

---

---

---

---

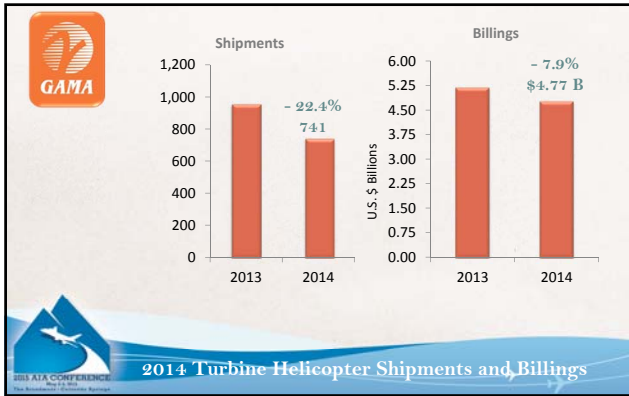
---

---

---

---





---

---

---

---

---

---

---

---

---

---



---

---

---

---

---

---

---

---

---

---



---

---

---

---

---

---

---

---

---

---



GA Economic Impact Study Last Updated Using 2004-2005 Data

Study Updated Using 2013 Data

GAMA and Other Industry Associations Hired PricewaterhouseCoopers to Conduct Study



General Aviation's U.S. Economic Impact

---

---

---

---

---

---

---

---



Overall U.S. Economic Impact is \$219 Billion

Over 1.1 Million Jobs in the U.S.



General Aviation's U.S. Economic Impact

---

---

---

---

---

---

---

---



Top Ten States: Per-Capita Contributors to GDP

1. Kansas, \$1,287	6. Washington, \$511
2. Connecticut, \$1,046	7. Vermont, \$495
3. Alaska, \$915	8. Georgia, \$489
4. Arizona, \$578	9. Minnesota, \$479
5. North Dakota, \$547	10. Oregon, \$471



General Aviation's U.S. Economic Impact

---

---

---

---

---

---

---

---



### Top Ten States: Jobs Supported by General Aviation

1. California, 139,100	6. Kansas, 42,300
2. Texas, 88,900	7. Arizona, 41,200
3. Florida, 77,600	8. Ohio, 39,200
4. Georgia, 51,300	9. New York, 37,800
5. Illinois, 42,400	10. Washington, 30,400



**General Aviation's U.S. Economic Impact**

---

---

---

---

---


---

---

---

---

---



**Contribution of General Aviation to the US Economy in 2013**


Prepared for:


- Aircraft Electronics Association
- Aircraft Owners and Pilots Association
- Experimental Aircraft Association
- General Aviation Manufacturers Association
- Helicopter Association International
- National Air Transport Association
- National Association of State Airports, Airports and
- National Business Aviation Association

**prc**

**The Wide Wings and Robins of General Aviation**

The National Business Aviation Association





**General Aviation's U.S. Economic Impact**

---

---

---

---

---


---

---


---

---

---



**Connecting Markets**




**Helping Special Olympics Athletes**



**Building Success with Investment**





**General Aviation's U.S. Economic Impact**

---

---

---

---

---

---

---

---

---

---



---

---

---


---

---

---

---

---



---

---

---

---

---

---

---

---



---

---

---


---

---

---

---

---



---

---

---

---

---

---

---

---



---

---

---

---

---

---

---

---



---

---

---

---

---

---

---

---



---

---

---

---

---

---

---

---



---

---

---

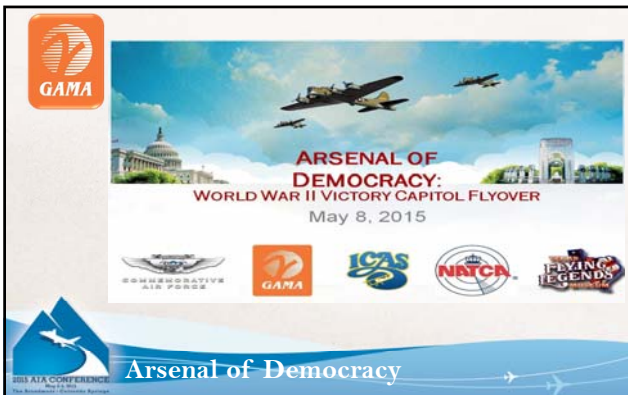
---

---

---

---

---



---

---

---

---

---

---

---

---



---

---

---

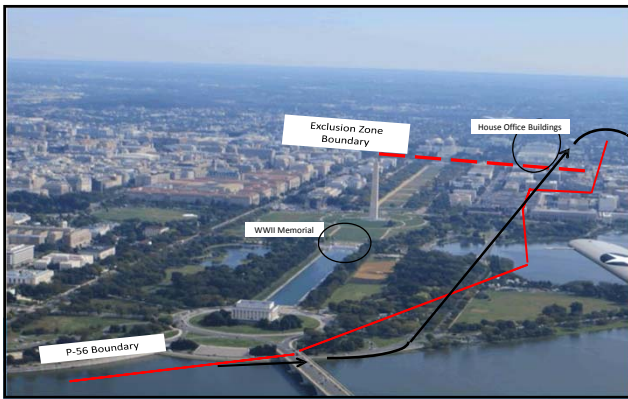
---

---

---

---

---



---

---

---

---

---

---

---

---



---

---

---

---

---

---

---

---



---

---

---

---

---

---

---

---



---

---

---

---

---

---

---

---



---

---

---

---

---

---

---

---





---

---

---

---

---

---

---

---



---

---

---

---

---

---

---

---



---

---

---

---

---

---

---

---



---

---

---

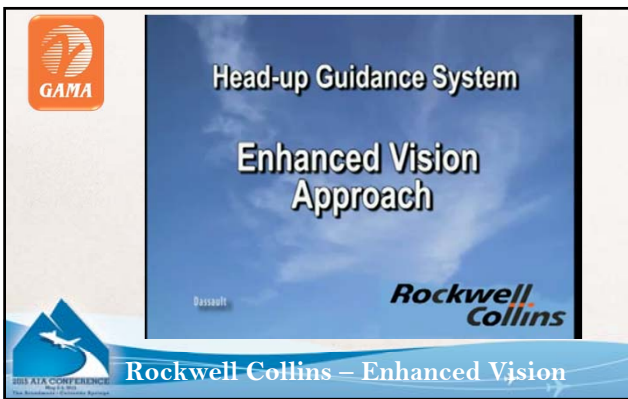
---

---

---

---

---



---

---

---

---

---

---

---

---



---

---

---

---

---

---

---

---